

2022 JEFFERSON COUNTY ASSESSOR'S OFFICE REPORT TO THE EXCISE BOARD

07/26/2022

DISTRICT	DESCRIPTION	PERSONAL PROPERTY	REAL PROPERTY	PUBLIC SERVICE	TOTAL VALUATION	HOMESTEAD EXEMPTIONS	OTHER EXEMPTIONS	NET VALUATION
EMS 23	EMS WAURIKA	2,780,555	12,224,029	8,832,124	23,836,708	482,541	136,216	23,217,951
TOTAL VALUATION		2,780,555	12,224,029	8,832,124	23,836,708	482,541	136,216	23,217,951

City/Village								
DISTRICT	DESCRIPTION	PERSONAL PROPERTY	REAL PROPERTY	PUBLIC SERVICE	TOTAL VALUATION	HOMESTEAD EXEMPTIONS	OTHER EXEMPTIONS	NET VALUATION
T01	1A Ryan	86,365	1,460,412	284,541	1,831,318	112,424	35,619	1,683,275
T02	3A Terral	31,231	667,818	682,765	1,381,814	79,996	14,262	1,287,556
T03	14A Ringling	326,011	2,296,633	271,204	2,893,848	176,024	9,788	2,708,036
T04	23A Waurika	1,500,608	5,768,568	1,465,683	8,734,859	315,047	94,908	8,324,904
T05	23B Addington	34,185	132,361	34,286	200,832	8,000	5,971	186,861
T06	JT 2 Addington	26,998	112,920	7,796	147,714	8,000	12,520	127,194
T07	14B Allee	0	708	0	708	0	0	708
T08	3B Bluff City	0	37,902	0	37,902	0	0	37,902
T09	14B Cornish	73,317	182,160	58,043	313,520	15,334	0	298,186
T10	1B Grady	1,375	17,963	0	19,338	1,000	0	18,338
T11	23B Hastings	16,792	479,798	64,577	561,167	34,379	35,337	491,451
T12	Jl 101 Hastings	0	160	266	426	0	0	426
T13	23B Sugden	529	34,774	1,173	36,476	5,441	0	31,035
T14	1B Sugden	0	44,456	2,998	47,454	1,000	0	46,454
T15	JT 2 E Shore	0	124,345	0	124,345	5,000	0	119,345
T16	JT 2 IVY-Wood	3,339	207,138	0	210,477	9,333	0	201,144
T18	23B Wau Shores	0	41,519	0	41,519	1,000	0	40,519
CITY/VILLAGE TOTAL VALUATION		2,100,750	11,609,635	2,873,332	16,583,717	771,978	208,405	15,603,334

County								
DISTRICT	DESCRIPTION	PERSONAL PROPERTY	REAL PROPERTY	PUBLIC SERVICE	TOTAL VALUATION	HOMESTEAD EXEMPTIONS	OTHER EXEMPTIONS	NET VALUATION
C001	Jefferson County General	6,222,489	30,213,744	23,180,268	59,616,501	1,176,235	347,171	58,093,095
COUNTY TOTAL VALUATION		6,222,489	30,213,744	23,180,268	59,616,501	1,176,235	347,171	58,093,095

2022 JEFFERSON COUNTY ASSESSOR'S OFFICE REPORT TO THE EXCISE BOARD

07/26/2022

Other								
DISTRICT	DESCRIPTION	PERSONAL PROPERTY	REAL PROPERTY	PUBLIC SERVICE	TOTAL VALUATION	HOMESTEAD EXEMPTIONS	OTHER EXEMPTIONS	NET VALUATION
EMS 1	EMS RYAN	1,401,698	7,912,278	6,060,075	15,374,051	296,503	77,356	15,000,192
EMS 14	EMS RINGLING/HEALDTON	1,773,918	8,908,714	7,331,133	18,013,765	361,858	95,007	17,556,900
OTHER TOTAL VALUATION		3,175,616	16,820,992	13,391,208	33,387,816	658,361	172,363	32,557,092

School								
DISTRICT	DESCRIPTION	PERSONAL PROPERTY	REAL PROPERTY	PUBLIC SERVICE	TOTAL VALUATION	HOMESTEAD EXEMPTIONS	OTHER EXEMPTIONS	NET VALUATION
1 Ryan	1B Ryan	704,025	5,426,081	2,396,835	8,526,941	183,757	40,376	8,302,808
14	14B Ringling	1,744,589	8,887,998	7,319,038	17,951,625	361,858	95,007	17,494,760
23A	23A WAURIKA	1,500,608	5,768,568	1,465,683	8,734,859	315,047	94,908	8,324,904
23B	23B WAURIKA	1,279,947	6,455,461	7,366,441	15,101,849	167,494	41,308	14,893,047
3	3B Terral	697,673	2,486,197	3,663,240	6,847,110	112,746	36,980	6,697,384
JT 101	JT 101 Temple	21,821	120,695	301,220	443,736	1,000	0	442,736
JT2	JT 2 Comanche	244,497	1,037,613	655,641	1,937,751	33,333	38,592	1,865,826
JT55	JT 55 Healdton	29,329	20,716	12,095	62,140	0	0	62,140
JT82	JT 82 Grandview	0	10,415	75	10,490	1,000	0	9,490
SCHOOL TOTAL VALUATION		6,222,489	30,213,744	23,180,268	59,616,501	1,176,235	347,171	58,093,095

Vo-Tech								
DISTRICT	DESCRIPTION	PERSONAL PROPERTY	REAL PROPERTY	PUBLIC SERVICE	TOTAL VALUATION	HOMESTEAD EXEMPTIONS	OTHER EXEMPTIONS	NET VALUATION
VT	VO-TECH 20	1,773,918	8,908,714	7,331,133	18,013,765	361,858	95,007	17,556,900
VT 1	VO-TECH 19	704,025	5,426,081	2,396,835	8,526,941	183,757	40,376	8,302,808
VT 3	VO-TECH 19	3,744,546	15,878,949	13,452,300	33,075,795	630,620	211,788	32,233,387
VO-TECH TOTAL VALUATION		6,222,489	30,213,744	23,180,268	59,616,501	1,176,235	347,171	58,093,095

2022 JEFFERSON COUNTY ASSESSOR'S OFFICE REPORT TO THE EXCISE BOARD


07/26/2022

I, Sandra Watkins, Assessor of Jefferson County Oklahoma, do hereby certify that the foregoing is a true and correct statement of valuations for Real Estate, Personal Property, Public Service and Homestead Exemptions as certified by the State Board of Equalization and shown by the records in the County Assessor's office. Subscribed by my name and affixed the seal of the County Assessors office on this day of 07/26/2022.

State of Oklahoma)
) SS
Jefferson County)


Sandra Watkins

Sandra Watkins
County Assessor
Jefferson County



I, TRACI SMITH, County Clerk of Jefferson County Oklahoma, do hereby certify that the above is a true, correct and complete list of the valuations of Jefferson County Oklahoma as certified by the Jefferson County Assessor's office.

Traci Smith



Seal

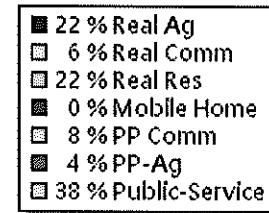
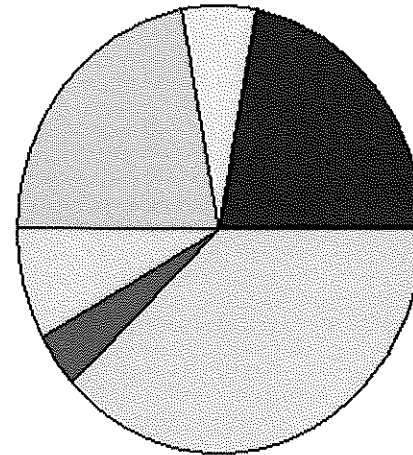
Excise Board:

[Signature]

F. Bruce Hughes

8-1-22
Date

Real	Count	Value
Agricultural	1,141	5,240,231
Commercial	183	1,564,776
Residential	1,545	5,419,022
Total Real Value	2,869	12,224,029
Homestead	475	482,541
Veteran	17	136,216
Other	0	0
Total Exempt	515	618,757



TIF Increment Value

Net Assessed 11,605,272

Net Assessed Under Protest

Senior Freeze	48	51,380
Capped Parcels	1,123	3,176,973

Personal	Count	Value
Agricultural	166	784,412
Commercial	177	1,933,927
Mobile Home	28	65,097
Total Personal	371	2,783,436
Total Exempt	17	3,249

TIF Increment Value


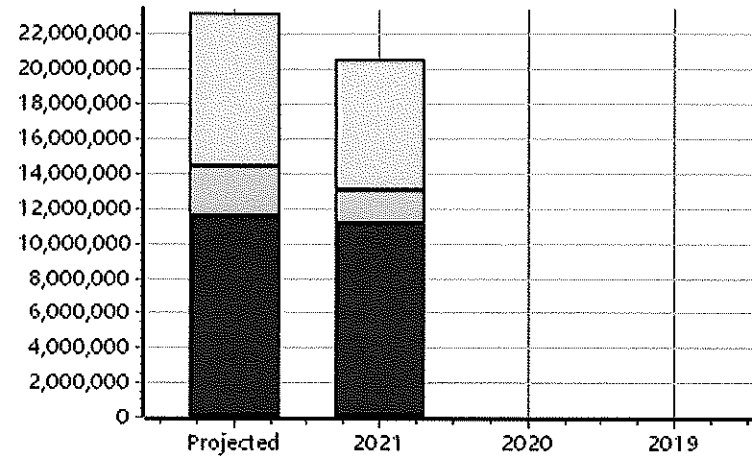
Net Assessed 2,780,187

Net Assessed Under Protest

Public Service	Count	Value
Total PS Value	55	8,832,124

TIF Increment Value

Net Assessed 8,832,124



District Totals

Total Gross Value 23,839,589

Homestead Loss 482,541

Other Exemption Loss 139,465

TIF Increment Value

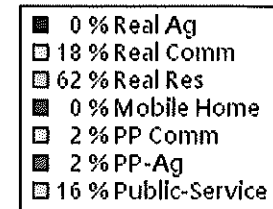
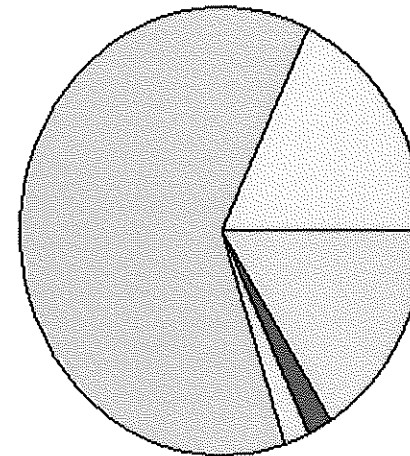
Retained TIF Value

Net Assessed Value 23,217,583

Net Assessed Under Protest

* Public Service Protests Values are not Included on this report.

Real	Count	Value
Agricultural	0	0
Commercial	53	339,343
Residential	537	1,121,069
Total Real Value	590	1,460,412
Homestead	114	112,424
Veteran	6	35,619
Other	0	0
Total Exempt	123	148,043



TIF Increment Value

Net Assessed 1,312,369

Net Assessed Under Protest

Senior Freeze	6	7,757
Capped Parcels	352	1,216,612

Personal	Count	Value
Agricultural	5	31,774
Commercial	36	46,863
Mobile Home	3	7,728
Total Personal	44	86,365
Total Exempt	0	0

TIF Increment Value

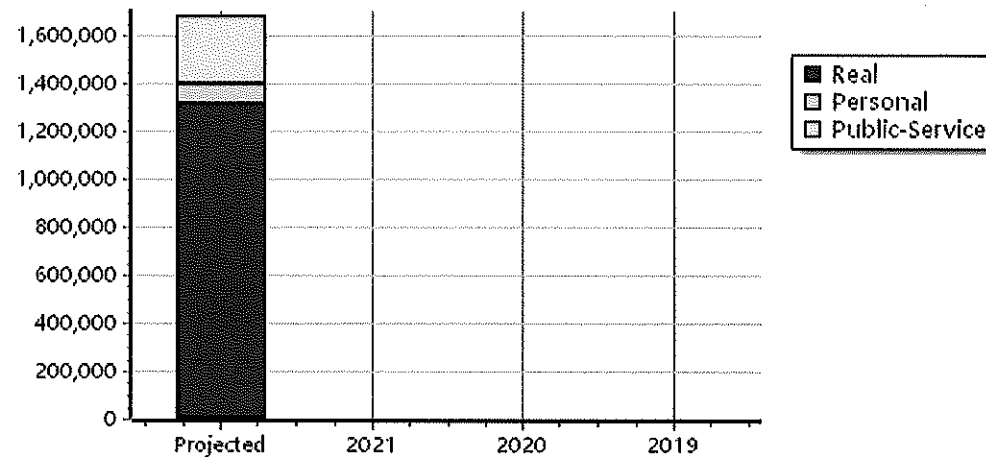
Net Assessed 86,365

Net Assessed Under Protest

Public Service	Count	Value
Total PS Value	9	284,541

TIF Increment Value

Net Assessed 284,541



District Totals

Total Gross Value	1,831,318
Homestead Loss	112,424
Other Exemption Loss	35,619
TIF Increment Value	
Retained TIF Value	
Net Assessed Value	1,683,275

Net Assessed Under Protest

* Public Service Protests Values are not included on this report.

Real	Count	Value
Agricultural	0	0
Commercial	47	73,840
Residential	266	593,978
Total Real Value	313	667,818

Homestead	77	79,996
Veteran	1	14,262
Other	0	0
Total Exempt	84	94,258

TIF Increment Value

Net Assessed 573,560

Net Assessed Under Protest

Senior Freeze	15	4,044
Capped Parcels	125	234,281

Personal	Count	Value
Agricultural	8	4,038
Commercial	15	15,930
Mobile Home	8	11,432
Total Personal	31	31,400

Total Exempt 1 169

TIF Increment Value

Net Assessed 31,231

Net Assessed Under Protest

Public Service	Count	Value
Total PS Value	6	682,765

TIF Increment Value

Net Assessed 682,765

District Totals

Total Gross Value 1,381,983

Homestead Loss 79,996

Other Exemption Loss 14,431

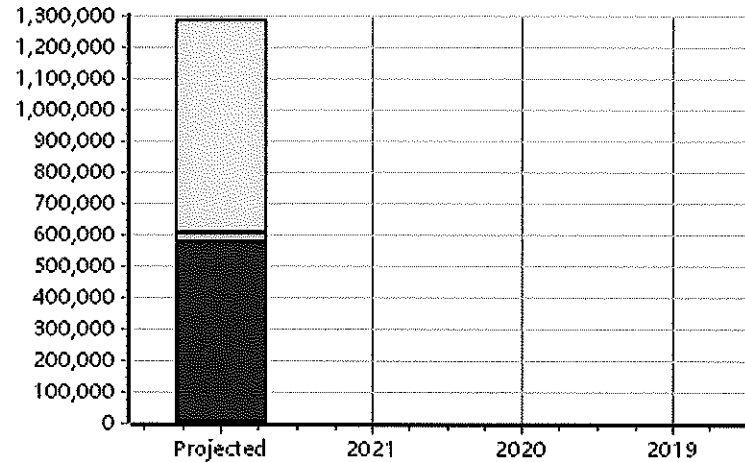
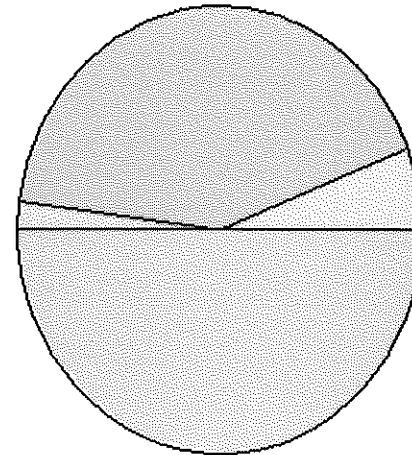
TIF Increment Value

Retained TIF Value

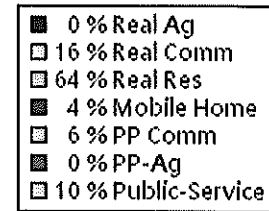
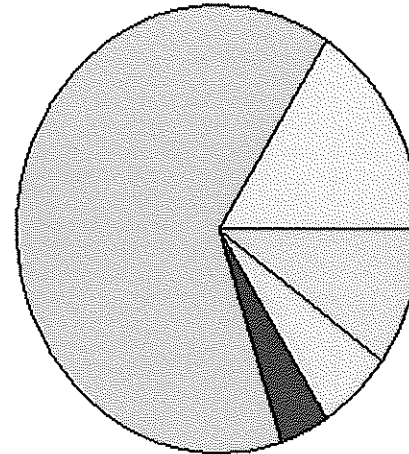
Net Assessed Value 1,287,556

Net Assessed Under Protest

* Public Service Protests Values are not Included on this report.



Real	Count	Value
Agricultural	1	72
Commercial	80	454,830
Residential	691	1,841,731
Total Real Value	772	2,296,633
Homestead	170	176,024
Veteran	2	9,788
Other	0	0
Total Exempt	186	185,812



TIF Increment Value

Net Assessed 2,110,821

Net Assessed Under Protest

Senior Freeze 20 21,715
 Capped Parcels 350 1,057,715


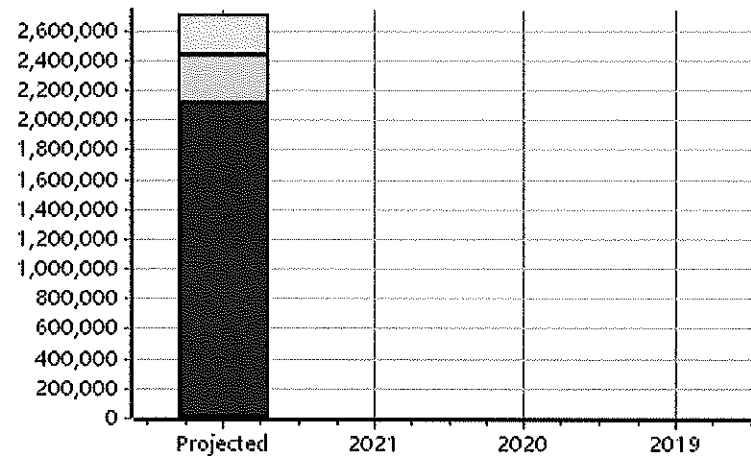
Personal	Count	Value
Agricultural	7	9,139
Commercial	60	194,342
Mobile Home	22	123,530
Total Personal	89	327,011
Total Exempt	1	1,000

TIF Increment Value

Net Assessed 326,011

Net Assessed Under Protest

Public Service	Count	Value
Total PS Value	7	271,204
TIF Increment Value		
Net Assessed		271,204

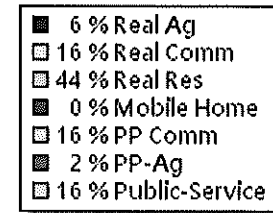
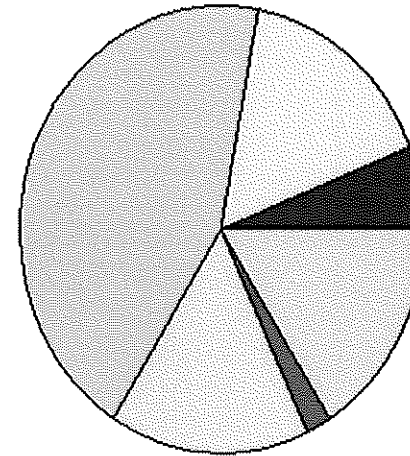


District Totals	
Total Gross Value	2,894,848
Homeslead Loss	176,024
Other Exemption Loss	10,788
TIF Increment Value	
Retained TIF Value	
Net Assessed Value	2,708,036

Net Assessed Under Protest

* Public Service Protests Values are not included on this report.

Real	Count	Value
Agricultural	249	598,344
Commercial	142	1,343,473
Residential	1,076	3,826,751
Total Real Value	1,467	5,768,568
Homestead	311	315,047
Veteran	12	94,908
Other	0	0
Total Exempt	337	409,955



TIF Increment Value

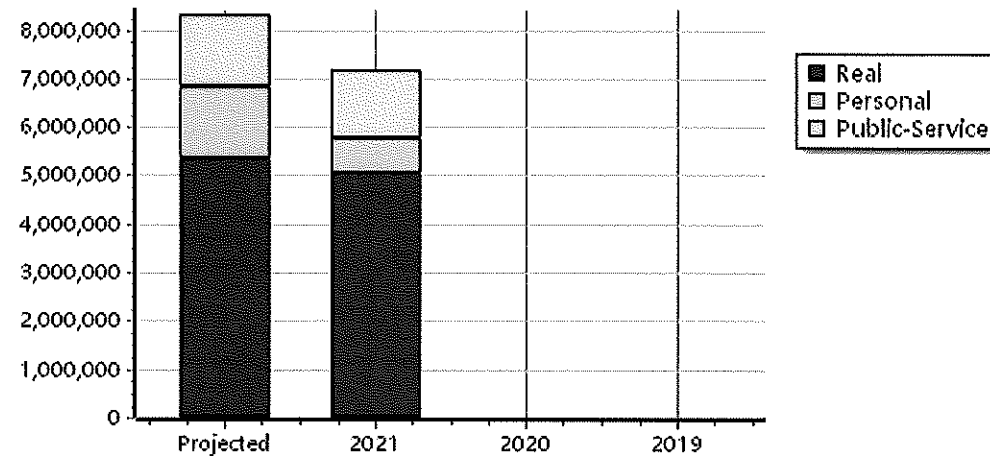
Net Assessed	5,358,613
Net Assessed Under Protest	
Senior Freeze	30 13,220
Capped Parcels	694 2,141,556

Personal	Count	Value
Agricultural	32	115,843
Commercial	123	1,360,563
Mobile Home	6	24,602
Total Personal	161	1,501,008
Total Exempt	2	400

TIF Increment Value

Net Assessed	1,500,608
Net Assessed Under Protest	

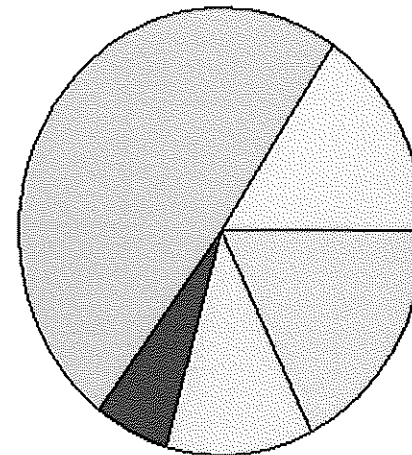
Public Service	Count	Value
Total PS Value	16	1,465,683
TIF Increment Value		
Net Assessed		1,465,683



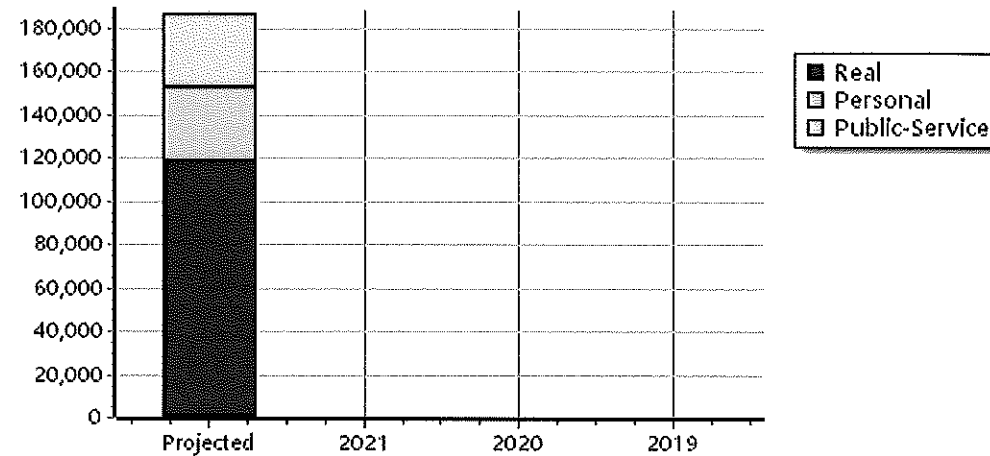
District Totals	
Total Gross Value	8,735,259
Homestead Loss	315,047
Other Exemption Loss	95,308
TIF Increment Value	
Retained TIF Value	
Net Assessed Value	8,324,904
Net Assessed Under Protest	

* Public Service Protests Values are not included on this report.

Real	Count	Value
Agricultural	1	328
Commercial	19	31,021
Residential	63	101,012
Total Real Value	83	132,361
Homestead	8	8,000
Veteran	2	5,971
Other	0	0
Total Exempt	10	13,971
TIF Increment Value		
Net Assessed		118,390
Net Assessed Under Protest		
Senior Freeze	0	0
Capped Parcels	31	27,903



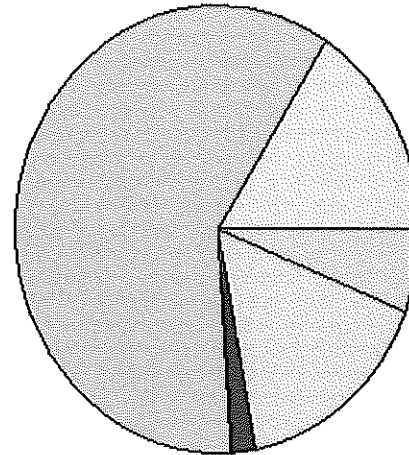
Personal	Count	Value
Agricultural	0	0
Commercial	8	23,845
Mobile Home	8	10,340
Total Personal	16	34,185
Total Exempt	0	0
TIF Increment Value		
Net Assessed		34,185
Net Assessed Under Protest		
Public Service		
Total PS Value	6	34,286
TIF Increment Value		
Net Assessed		34,286



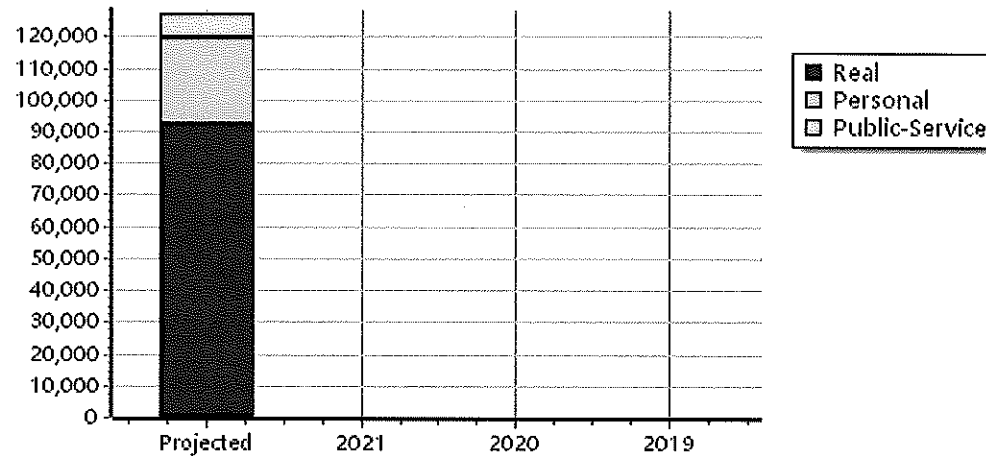
District Totals	
Total Gross Value	200,832
Homestead Loss	8,000
Other Exemption Loss	5,971
TIF Increment Value	
Retained TIF Value	
Net Assessed Value	186,861
Net Assessed Under Protest	

* Public Service Protests Values are not Included on this report.

Real	Count	Value
Agricultural	0	0
Commercial	5	22,953
Residential	42	89,967
Total Real Value	47	112,920
Homestead	6	8,000
Veteran	2	12,520
Other	0	0
Total Exempt	10	20,520
TIF Increment Value		
Net Assessed		92,400
Net Assessed Under Protest		
Senior Freeze	3	9,000
Capped Parcels	28	149,602



Personal	Count	Value
Agricultural	0	0
Commercial	1	23,215
Mobile Home	2	3,783
Total Personal	3	26,998
Total Exempt	0	0
TIF Increment Value		
Net Assessed		26,998
Net Assessed Under Protest		
Public Service		
Total PS Value	2	7,796
TIF Increment Value		
Net Assessed		7,796



District Totals	
Total Gross Value	147,714
Homestead Loss	8,000
Other Exemption Loss	12,520
TIF Increment Value	
Retained TIF Value	
Net Assessed Value	127,194
Net Assessed Under Protest	

* Public Service Protests Values are not included on this report.

Real	Count	Value
Agricultural	7	708
Commercial	0	0
Residential	0	0
Total Real Value	7	708
Homestead	0	0
Veteran	0	0
Other	0	0
Total Exempt	0	0

TIF Increment Value

Net Assessed 708

Net Assessed Under Protest

Senior Freeze	0	0
Capped Parcels	6	1,823

Personal	Count	Value
Agricultural	0	0
Commercial	0	0
Mobile Home	0	0
Total Personal	0	0
Total Exempt	0	0

TIF Increment Value

Net Assessed 0

Net Assessed Under Protest

Public Service	Count	Value
Total PS Value	0	0

TIF Increment Value

Net Assessed 0

District Totals

Total Gross Value 708

Homestead Loss 0

Other Exemption Loss 0

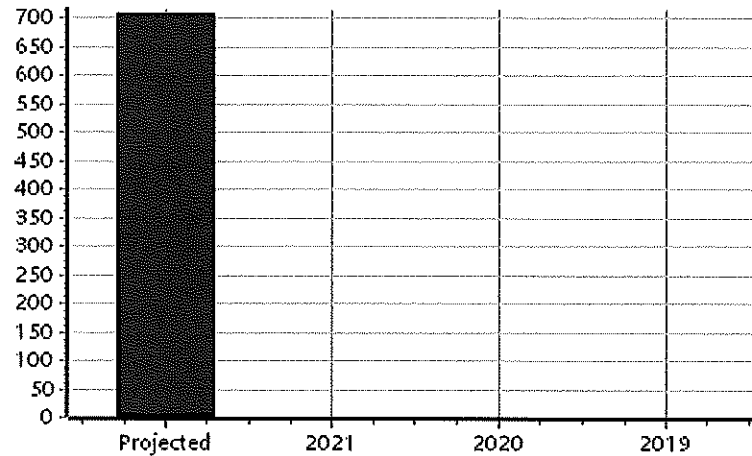
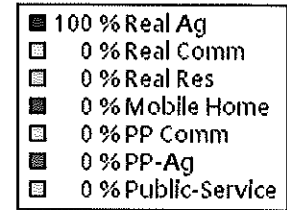

TIF Increment Value

Retained TIF Value

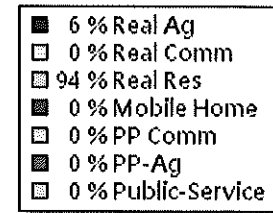
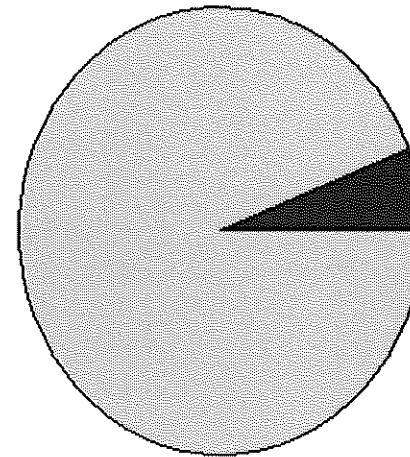
Net Assessed Value 708

Net Assessed Under Protest

* Public Service Protests Values are not Included on this report.



Real	Count	Value
Agricultural	24	2,009
Commercial	0	0
Residential	1	35,893
Total Real Value	25	37,902
Homestead	0	0
Veteran	0	0
Other	0	0
Total Exempt	0	0



TIF Increment Value

Net Assessed	37,902
Net Assessed Under Protest	
Senior Freeze	0
Capped Parcels	19
	16,341

Personal	Count	Value
Agricultural	0	0
Commercial	0	0
Mobile Home	0	0
Total Personal	0	0
Total Exempt	0	0

TIF Increment Value

Net Assessed	0
Net Assessed Under Protest	

Public Service	Count	Value
Total PS Value	0	0

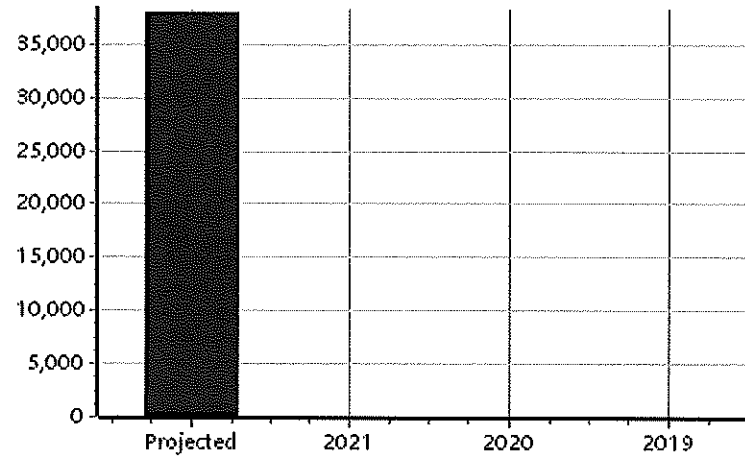
TIF Increment Value

Net Assessed	0
---------------------	----------

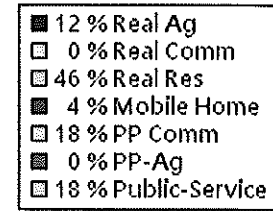
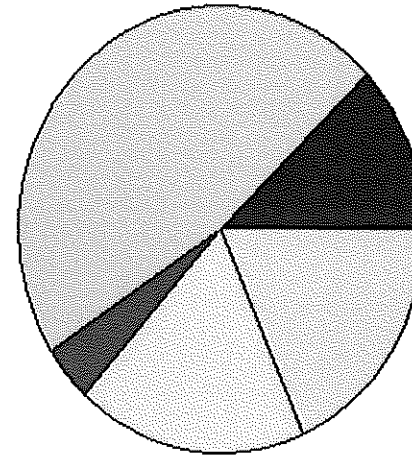
District Totals

Total Gross Value	37,902
Homestead Loss	0
Other Exemption Loss	0
TIF Increment Value	
Retained TIF Value	
Net Assessed Value	37,902
Net Assessed Under Protest	

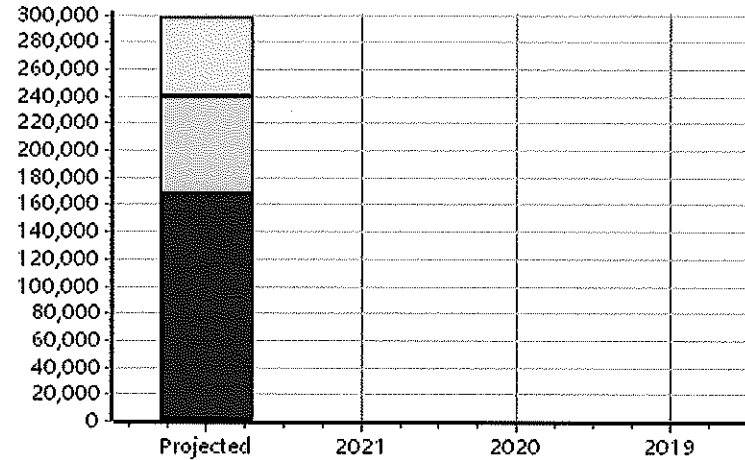
* Public Service Protests Values are not Included on this report.



Real	Count	Value
Agricultural	25	36,446
Commercial	0	0
Residential	103	145,714
Total Real Value	128	182,160
Homestead	16	15,334
Veteran	0	0
Other	0	0
Total Exempt	16	15,334
TIF Increment Value		
Net Assessed		166,826
Net Assessed Under Protest		
Senior Freeze	0	0
Capped Parcels	92	36,234



Personal	Count	Value
Agricultural	4	2,972
Commercial	4	57,904
Mobile Home	5	12,441
Total Personal	13	73,317
Total Exempt	0	0
TIF Increment Value		
Net Assessed		73,317
Net Assessed Under Protest		
Public Service		
Total PS Value	3	58,043
TIF Increment Value		
Net Assessed		58,043



District Totals	
Total Gross Value	313,520
Homestead Loss	15,334
Other Exemption Loss	0
TIF Increment Value	
Retained TIF Value	
Net Assessed Value	298,186
Net Assessed Under Protest	

* Public Service Protests Values are not included on this report.

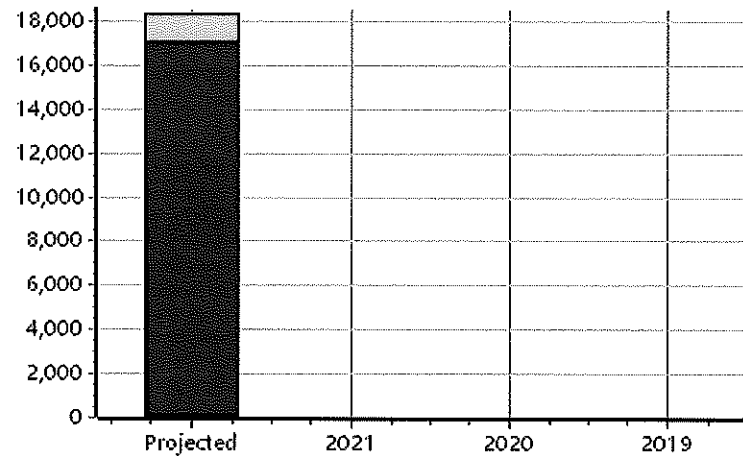
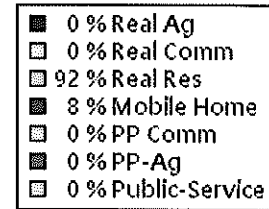
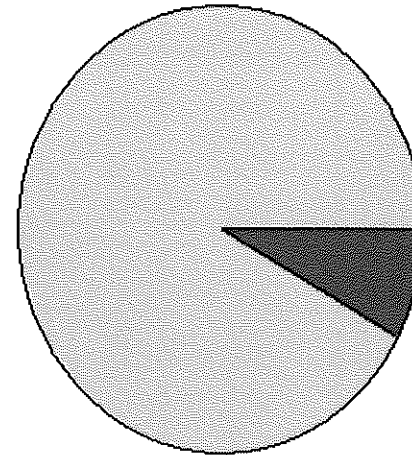
Real	Count	Value
Agricultural	0	0
Commercial	0	0
Residential	15	17,963
Total Real Value	15	17,963
Homestead	1	1,000
Veteran	0	0
Other	0	0
Total Exempt	1	1,000
TIF Increment Value		
Net Assessed		16,963
Net Assessed Under Protest		
Senior Freeze	0	0
Capped Parcels	12	10,846

Personal	Count	Value
Agricultural	0	0
Commercial	0	0
Mobile Home	1	1,375
Total Personal	1	1,375
Total Exempt	0	0
TIF Increment Value		
Net Assessed		1,375
Net Assessed Under Protest		

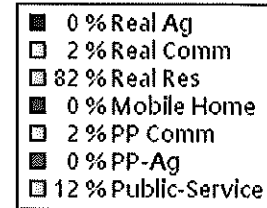
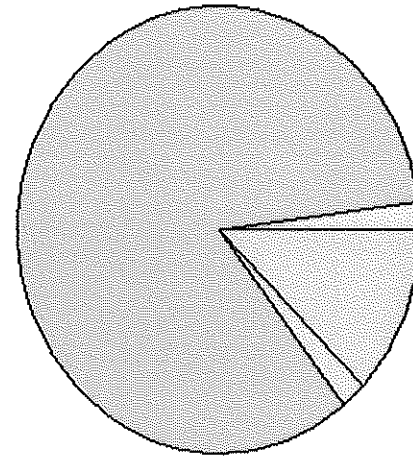
Public Service	Count	Value
Total PS Value	0	0
TIF Increment Value		
Net Assessed		0

District Totals	
Total Gross Value	19,338
Homestead Loss	1,000
Other Exemption Loss	0
TIF Increment Value	
Retained TIF Value	
Net Assessed Value	18,338
Net Assessed Under Protest	

* Public Service Protests Values are not included on this report.

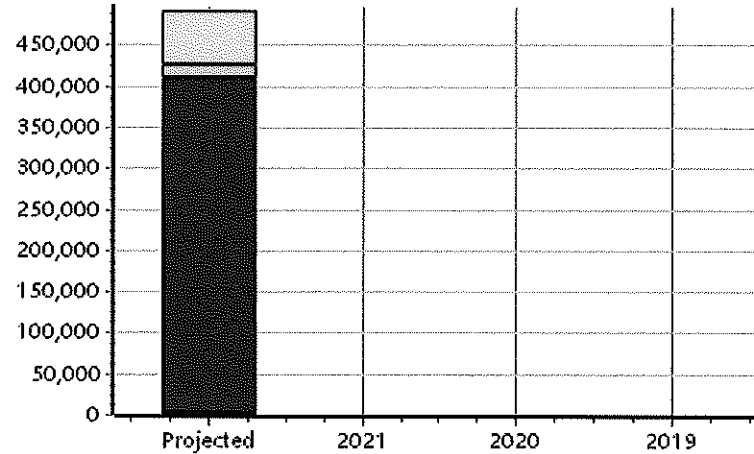


Real	Count	Value
Agricultural	0	0
Commercial	6	16,012
Residential	246	463,786
Total Real Value	252	479,798
Homestead	34	34,379
Veteran	3	35,337
Other	0	0
Total Exempt	39	69,716



TIF Increment Value	
Net Assessed	410,082
Net Assessed Under Protest	
Senior Freeze	5,7510
Capped Parcels	133,107,055

Personal	Count	Value
Agricultural	0	0
Commercial	6	16,122
Mobile Home	1	670
Total Personal	7	16,792
Total Exempt	0	0



TIF Increment Value	
Net Assessed	16,792
Net Assessed Under Protest	

Public Service	Count	Value
Total PS Value	8	64,577

TIF Increment Value	
Net Assessed	64,577

District Totals	
Total Gross Value	561,167
Homestead Loss	34,379
Other Exemption Loss	35,337
TIF Increment Value	
Retained TIF Value	
Net Assessed Value	491,451

Net Assessed Under Protest
 * Public Service Protests Values are not included on this report.

Real	Count	Value
Agricultural	0	0
Commercial	0	0
Residential	2	160
Total Real Value	2	160
Homestead	0	0
Veteran	0	0
Other	0	0
Total Exempt	0	0

TIF Increment Value

Net Assessed 160

Net Assessed Under Protest

Senior Freeze	0	0
Capped Parcels	0	0

Personal	Count	Value
Agricultural	0	0
Commercial	0	0
Mobile Home	0	0
Total Personal	0	0
Total Exempt	0	0

TIF Increment Value

Net Assessed 0

Net Assessed Under Protest

Public Service	Count	Value
Total PS Value	1	266

TIF Increment Value

Net Assessed 266

District Totals

Total Gross Value 426

Homestead Loss 0

Other Exemption Loss 0


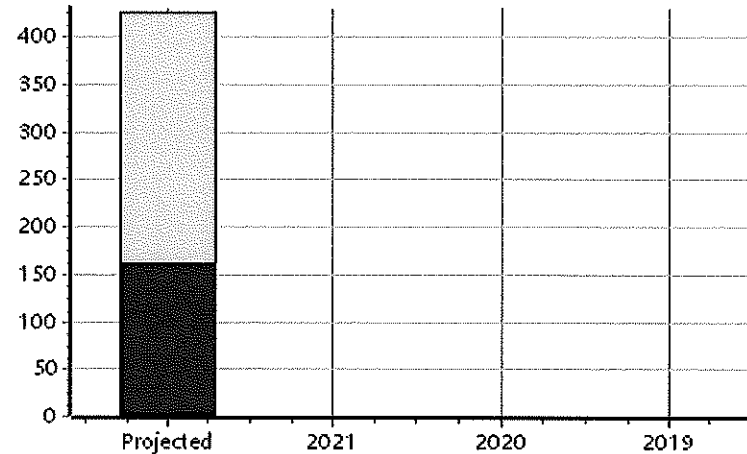
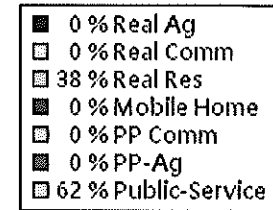
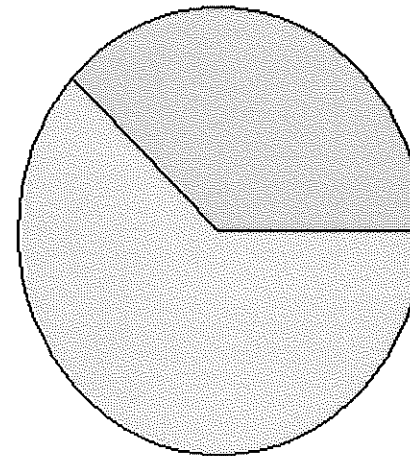
TIF Increment Value

Retained TIF Value

Net Assessed Value 426

Net Assessed Under Protest

* Public Service Protests Values are not included on this report.



Real	Count	Value
Agricultural	59	6,885
Commercial	0	0
Residential	24	27,889
Total Real Value	83	34,774
Homestead	5	5,441
Veteran	0	0
Other	0	0
Total Exempt	6	5,441

TIF Increment Value

Net Assessed 29,333

Net Assessed Under Protest

Senior Freeze	1	0
Capped Parcels	63	9,130

Personal	Count	Value
Agricultural	3	541
Commercial	0	0
Mobile Home	1	141
Total Personal	4	682
Total Exempt	1	153

TIF Increment Value

Net Assessed 529

Net Assessed Under Protest

Public Service	Count	Value
Total PS Value	1	1,173

TIF Increment Value

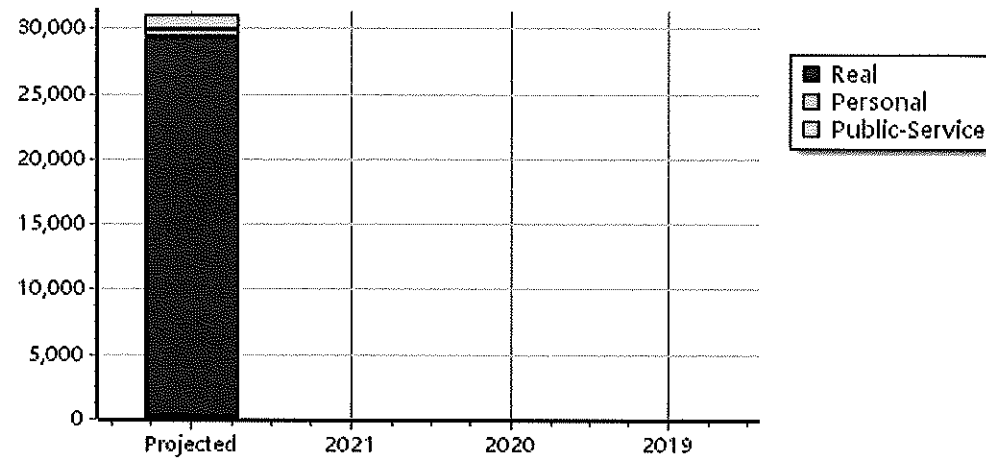
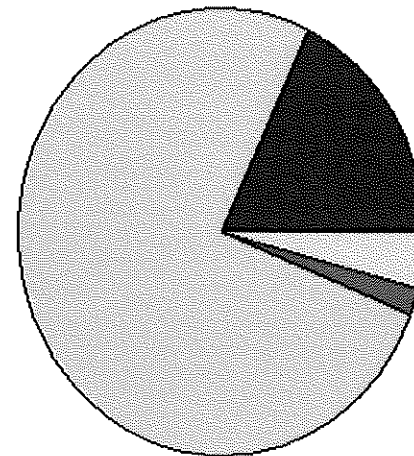
Net Assessed 1,173

District Totals

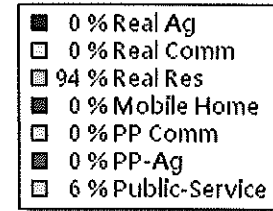
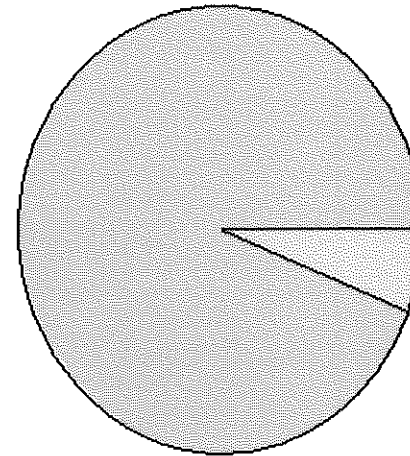
Total Gross Value	36,629
Homestead Loss	5,441
Other Exemption Loss	153
TIF Increment Value	
Retained TIF Value	
Net Assessed Value	31,035

Net Assessed Under Protest

* Public Service Protests Values are not Included on this report.



Real	Count	Value
Agricultural	0	0
Commercial	0	0
Residential	39	44,456
Total Real Value	39	44,456
Homestead	1	1,000
Veteran	0	0
Other	0	0
Total Exempt	1	1,000



TIF Increment Value

Net Assessed 43,456

Net Assessed Under Protest

Senlor Freeze	0	0
Capped Parcels	18	6,097

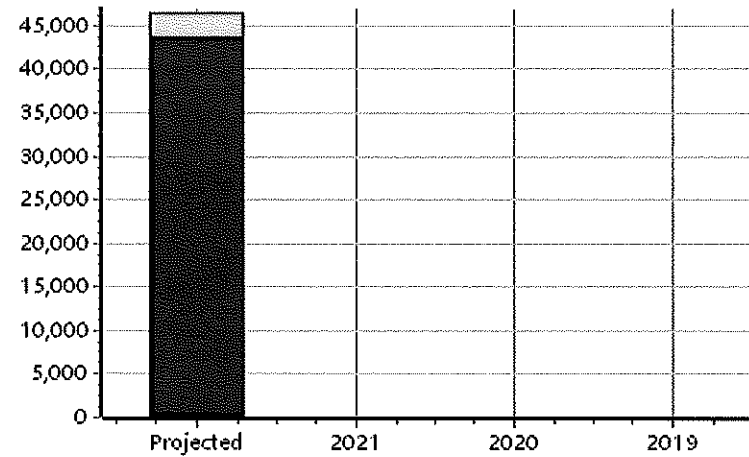
Personal	Count	Value
Agricultural	0	0
Commercial	0	0
Mobile Home	0	0
Total Personal	0	0
Total Exempt	0	0

TIF Increment Value

Net Assessed 0

Net Assessed Under Protest

Public Service	Count	Value
Total PS Value	2	2,998
TIF Increment Value		
Net Assessed		2,998




District Totals	
Total Gross Value	47,454
Homestead Loss	1,000
Other Exemption Loss	0
TIF Increment Value	
Retained TIF Value	
Net Assessed Value	46,454

Net Assessed Under Protest

* Public Service Protests Values are not included on this report.

Real	Count	Value
Agricultural	0	0
Commercial	0	0
Residential	21	124,345
Total Real Value	21	124,345
Homestead	5	5,000
Veteran	0	0
Other	0	0
Total Exempt	5	5,000

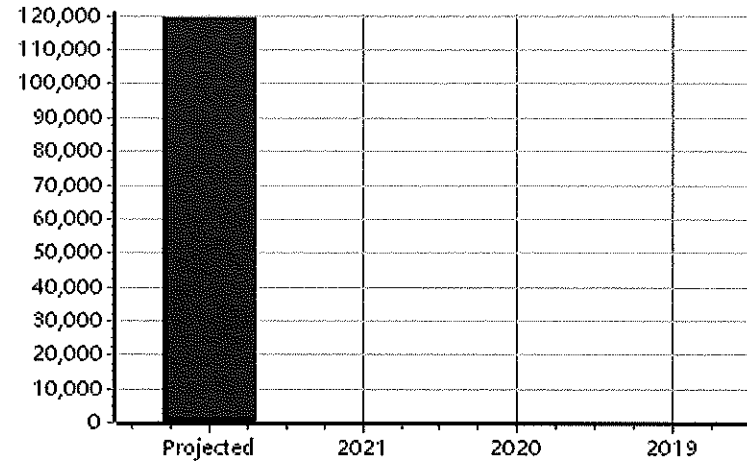


- 0 % Real Ag
- 0 % Real Comm
- 100 % Real Res
- 0 % Mobile Home
- 0 % PP Comm
- 0 % PP-Ag
- 0 % Public-Service

TIF Increment Value

Net Assessed	119,345
Net Assessed Under Protest	
Senior Freeze	0
Capped Parcels	3
	1,250

Personal	Count	Value
Agricultural	0	0
Commercial	0	0
Mobile Home	0	0
Total Personal	0	0
Total Exempt	0	0



- Real
- Personal
- Public-Service

TIF Increment Value

Net Assessed	0
Net Assessed Under Protest	

Public Service	Count	Value
Total PS Value	0	0
TIF Increment Value		
Net Assessed	0	

District Totals	
Total Gross Value	124,345
Homestead Loss	5,000
Other Exemption Loss	0
TIF Increment Value	
Retained TIF Value	
Net Assessed Value	119,345

Net Assessed Under Protest
 * Public Service Protests Values are not included on this report.

Real	Count	Value
Agricultural	0	0
Commercial	2	15,784
Residential	42	191,354
Total Real Value	44	207,138
Homestead	9	9,333
Veteran	0	0
Other	0	0
Total Exempt	10	9,333

TIF Increment Value

Net Assessed 197,805

Net Assessed Under Protest

Senior Freeze	1	901
Capped Parcels	3	1,333

Personal	Count	Value
Agricultural	0	0
Commercial	0	0
Mobile Home	3	3,339
Total Personal	3	3,339
Total Exempt	0	0

TIF Increment Value

Net Assessed 3,339

Net Assessed Under Protest

Public Service	Count	Value
Total PS Value	0	0

TIF Increment Value

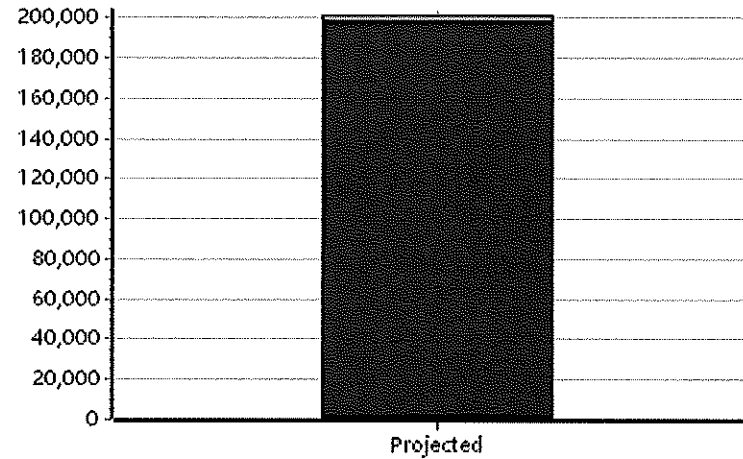
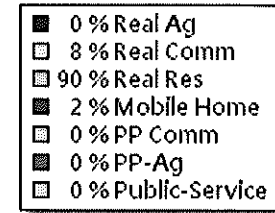
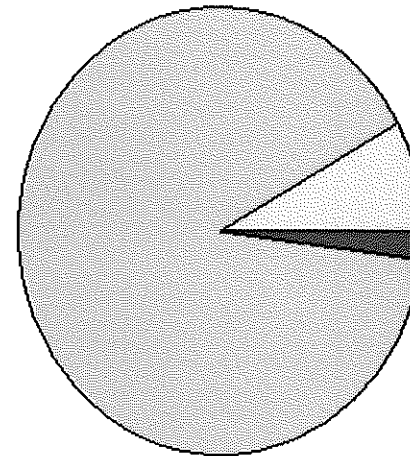
Net Assessed 0

District Totals

Total Gross Value	210,477
Homestead Loss	9,333
Other Exemption Loss	0
TIF Increment Value	
Retained TIF Value	
Net Assessed Value	201,144

Net Assessed Under Protest

* Public Service Protests Values are not included on this report.



Real	Count	Value
Agricultural	1	3,079
Commercial	0	0
Residential	3	38,440
Total Real Value	4	41,519
Homestead	1	1,000
Veteran	0	0
Other	0	0
Total Exempt	1	1,000

TIF Increment Value

Net Assessed 40,519

Net Assessed Under Protest

Senior Freeze	0	0
Capped Parcels	2	6,548

Personal	Count	Value
Agricultural	0	0
Commercial	0	0
Mobile Home	0	0
Total Personal	0	0
Total Exempt	0	0

TIF Increment Value

Net Assessed 0

Net Assessed Under Protest

Public Service	Count	Value
Total PS Value	0	0

TIF Increment Value

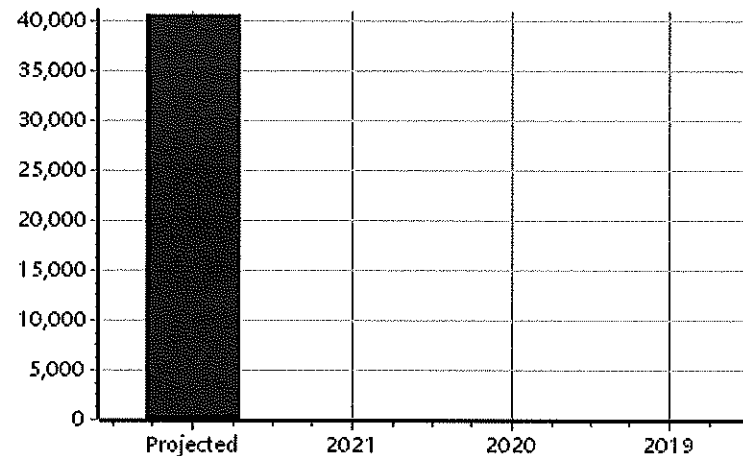
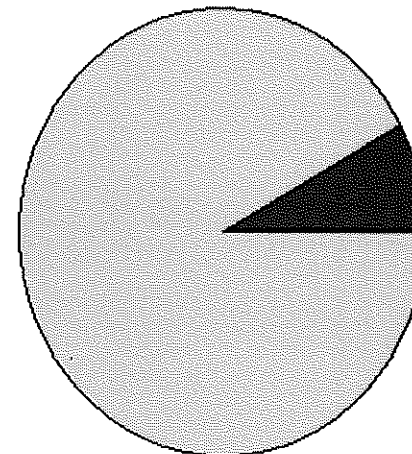
Net Assessed 0

District Totals

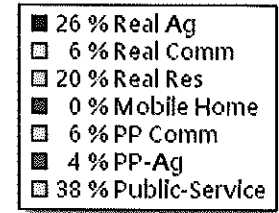
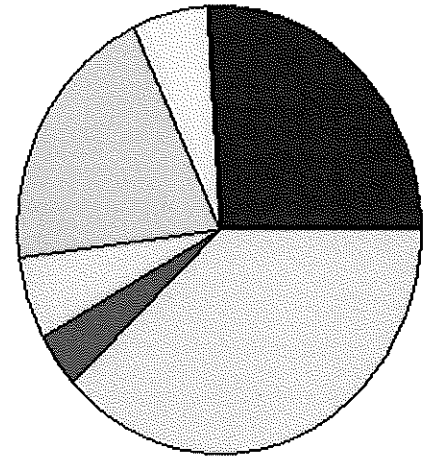
Total Gross Value	41,519
Homestead Loss	1,000
Other Exemption Loss	0
TIF Increment Value	
Retained TIF Value	
Net Assessed Value	40,519

Net Assessed Under Protest

* Public Service Protests Values are not Included on this report.



Real	Count	Value
Agricultural	3,801	15,511,553
Commercial	413	3,009,476
Residential	3,683	11,692,715
Total Real Value	7,897	30,213,744
Homestead	1,160	1,176,235
Veteran	37	347,171
Other	0	0
Total Exempt	1,253	1,523,406



TIF Increment Value

Net Assessed 28,690,338

Net Assessed Under Protest

Senior Freeze	106	151,695
Capped Parcels	3,054	8,563,061

Personal	Count	Value
Agricultural	501	1,991,966
Commercial	377	3,978,590
Mobile Home	110	358,117
Total Personal	988	6,328,673
Total Exempt	57	106,552

TIF Increment Value


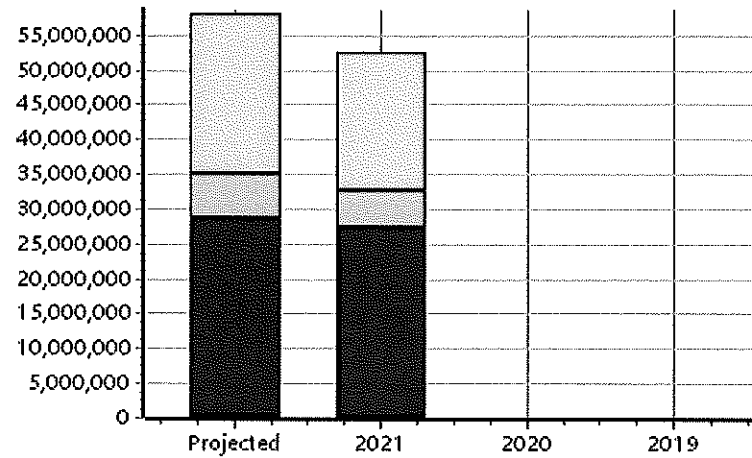
Net Assessed 6,222,121

Net Assessed Under Protest

Public Service	Count	Value
Total PS Value	156	23,180,268

TIF Increment Value

Net Assessed 23,180,268



District Totals

Total Gross Value 59,722,685

Homestead Loss 1,176,235

Other Exemption Loss 453,723

TIF Increment Value

Retained TIF Value

Net Assessed Value 58,092,727

Net Assessed Under Protest

* Public Service Protests Values are not included on this report.

Real	Count	Value
Agricultural	1,305	4,730,857
Commercial	108	543,808
Residential	1,010	2,637,613
Total Real Value	2,423	7,912,278

Homestead	293	296,503
Veteran	10	77,356
Other	0	0
Total Exempt	317	373,859

TIF Increment Value

Net Assessed 7,538,419

Net Assessed Under Protest

Senior Freeze	29	64,282
Capped Parcels	960	3,181,961

Personal	Count	Value
Agricultural	147	410,233
Commercial	83	921,509
Mobile Home	26	72,545
Total Personal	256	1,404,287
Total Exempt	15	2,589

TIF Increment Value

Net Assessed 1,401,698

Net Assessed Under Protest

Public Service	Count	Value
Total PS Value	47	6,060,075

TIF Increment Value

Net Assessed 6,060,075

District Totals

Total Gross Value 15,376,640

Homestead Loss 296,503

Other Exemption Loss 79,945

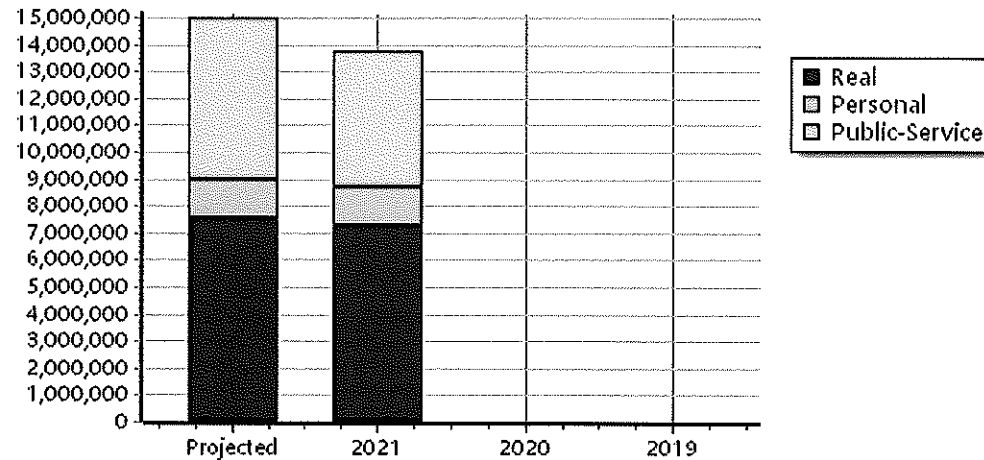
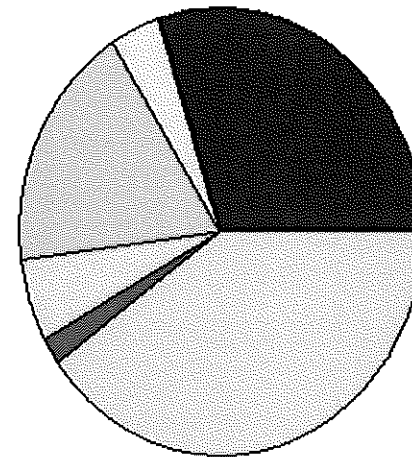
TIF Increment Value

Retained TIF Value

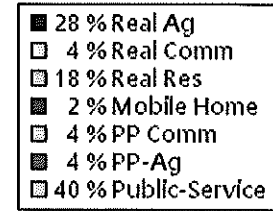
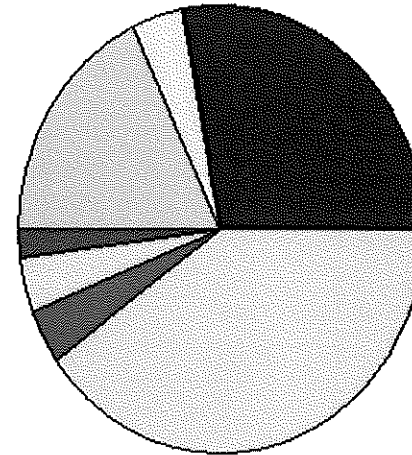
Net Assessed Value 15,000,192

Net Assessed Under Protest

* Public Service Protests Values are not included on this report.



Real	Count	Value
Agricultural	1,263	4,974,655
Commercial	114	848,667
Residential	1,001	3,085,392
Total Real Value	2,378	8,908,714
Homestead	359	361,858
Veteran	6	95,007
Other	0	0
Total Exempt	380	456,865



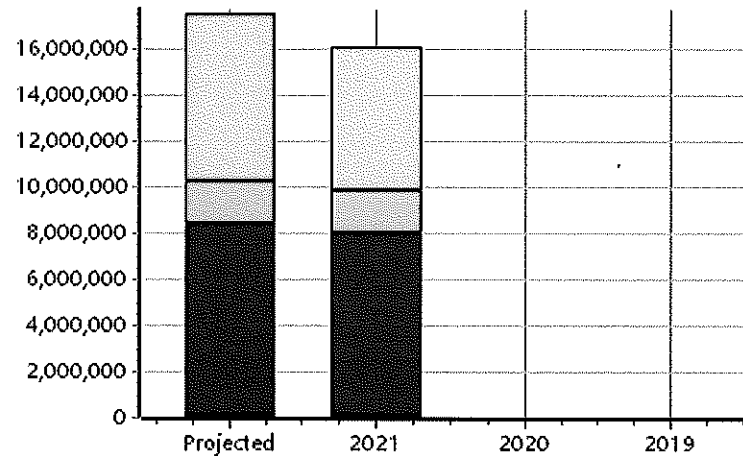
TIF Increment Value	
Net Assessed	8,451,849
Net Assessed Under Protest	
Senior Freeze	24 26,132
Capped Parcels	895 1,848,935

Personal	Count	Value
Agricultural	176	762,700
Commercial	109	898,179
Mobile Home	51	213,353
Total Personal	336	1,874,232
Total Exempt	23	100,314

TIF Increment Value	
Net Assessed	1,773,918
Net Assessed Under Protest	

Public Service	Count	Value
Total PS Value	30	7,331,133

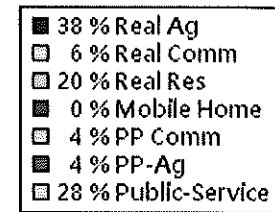
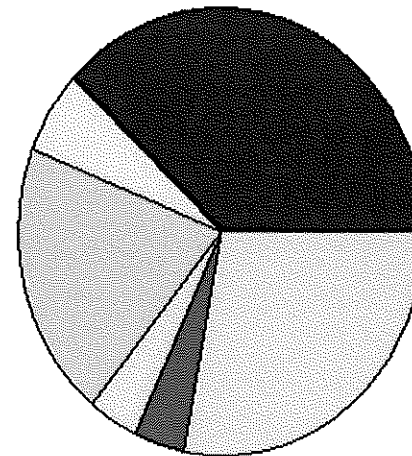
TIF Increment Value	
Net Assessed	7,331,133



District Totals	
Total Gross Value	18,114,079
Homestead Loss	361,858
Other Exemption Loss	195,321
TIF Increment Value	
Retained TIF Value	
Net Assessed Value	17,556,900

Net Assessed Under Protest
 * Public Service Protests Values are not included on this report.

Real	Count	Value
Agricultural	904	3,233,340
Commercial	54	444,177
Residential	686	1,748,564
Total Real Value	1,644	5,426,081
Homestead	184	183,757
Veteran	7	40,376
Other	0	0
Total Exempt	197	224,133



TIF Increment Value

Net Assessed	5,201,948
Net Assessed Under Protest	
Senior Freeze	11 50,146
Capped Parcels	700 1,973,145

Personal	Count	Value
Agricultural	90	292,185
Commercial	51	364,314
Mobile Home	11	48,856
Total Personal	152	705,355
Total Exempt	8	1,330


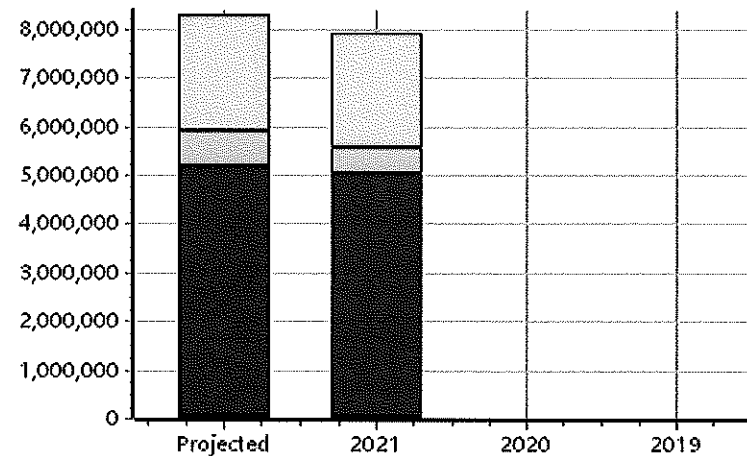
TIF Increment Value

Net Assessed	704,025
Net Assessed Under Protest	

Public Service	Count	Value
Total PS Value	28	2,396,835

TIF Increment Value

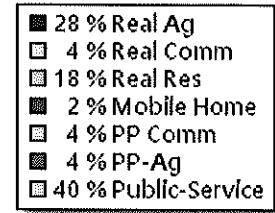
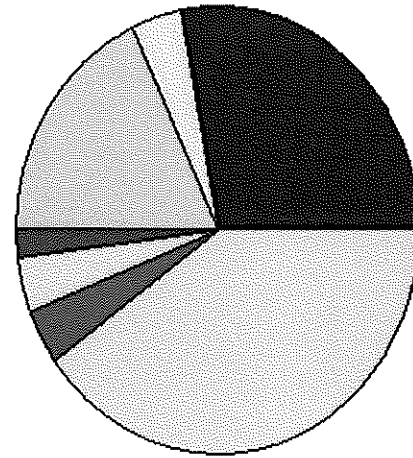
Net Assessed	2,396,835
---------------------	------------------



District Totals	
Total Gross Value	8,528,271
Homestead Loss	183,757
Other Exemption Loss	41,706
TIF Increment Value	
Retained TIF Value	
Net Assessed Value	8,302,808

Net Assessed Under Protest
 * Public Service Protests Values are not included on this report.

Real	Count	Value
Agricultural	1,248	4,953,939
Commercial	114	848,667
Residential	1,001	3,085,392
Total Real Value	2,363	8,887,998
Homestead	359	361,858
Veteran	6	95,007
Other	0	0
Total Exempt	380	456,865



TIF Increment Value

Net Assessed 8,431,133

Net Assessed Under Protest

Senior Freeze	24	26,132
Capped Parcels	890	1,846,259

Personal	Count	Value
Agricultural	176	762,700
Commercial	106	868,850
Mobile Home	51	213,353
Total Personal	333	1,844,903
Total Exempt	23	100,314

TIF Increment Value


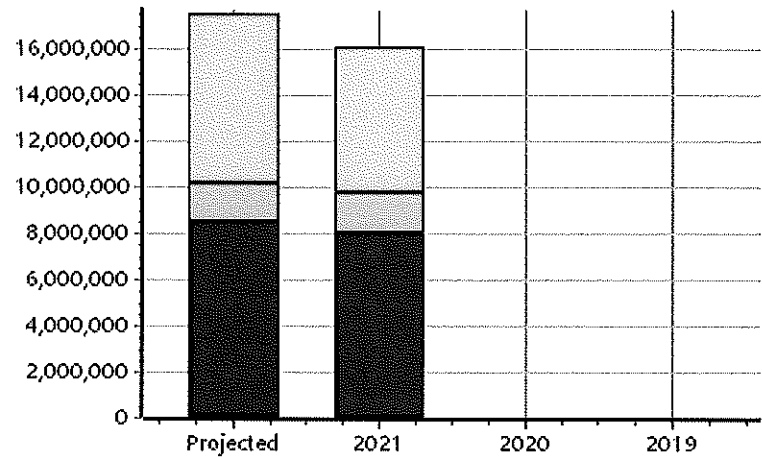
Net Assessed 1,744,589

Net Assessed Under Protest

Public Service	Count	Value
Total PS Value	26	7,319,038

TIF Increment Value

Net Assessed 7,319,038

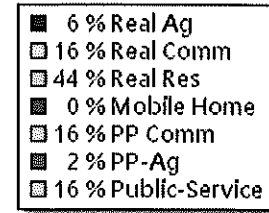
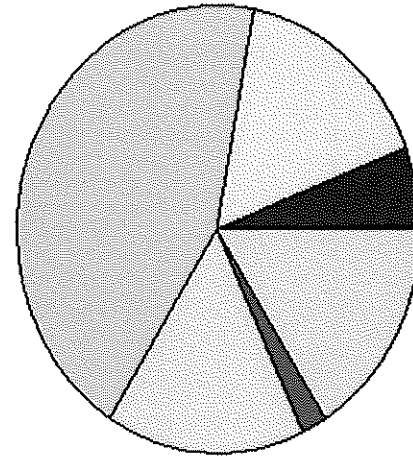


District Totals	
Total Gross Value	18,051,939
Homestead Loss	361,858
Other Exemption Loss	195,321
TIF Increment Value	
Retained TIF Value	
Net Assessed Value	17,494,760

Net Assessed Under Protest

* Public Service Protests Values are not included on this report.

Real	Count	Value
Agricultural	249	598,344
Commercial	142	1,343,473
Residential	1,076	3,826,751
Total Real Value	1,467	5,768,568
Homestead	311	315,047
Veteran	12	94,908
Other	0	0
Total Exempt	337	409,955



TIF Increment Value

Net Assessed 5,358,613

Net Assessed Under Protest

Senior Freeze	30	13,220
Capped Parcels	694	2,141,556

Personal	Count	Value
Agricultural	32	115,843
Commercial	123	1,360,563
Mobile Home	6	24,602
Total Personal	161	1,501,008
Total Exempt	2	400

TIF Increment Value

Net Assessed 1,500,608

Net Assessed Under Protest

Public Service	Count	Value
Total PS Value	16	1,465,683

TIF Increment Value

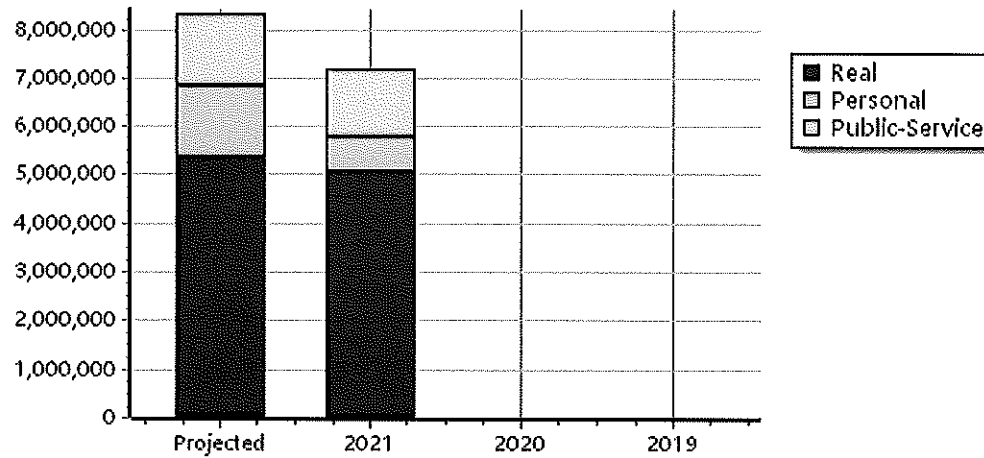
Net Assessed 1,465,683

District Totals

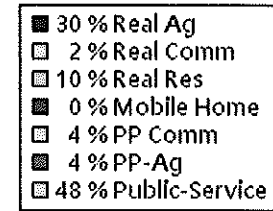
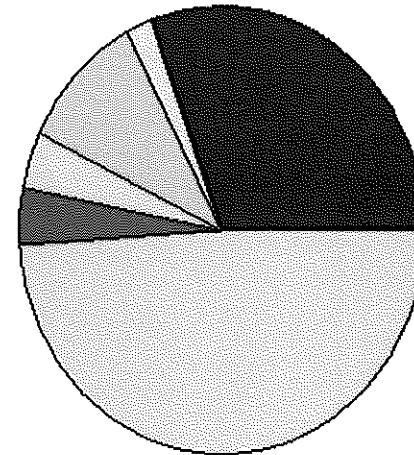
Total Gross Value	8,735,259
Homestead Loss	315,047
Other Exemption Loss	95,308
TIF Increment Value	
Retained TIF Value	
Net Assessed Value	8,324,904

Net Assessed Under Protest

* Public Service Protests Values are not included on this report.



Real	Count	Value
Agricultural	892	4,641,887
Commercial	41	221,303
Residential	469	1,592,271
Total Real Value	1,402	6,455,461
Homestead	164	167,494
Veteran	5	41,308
Other	0	0
Total Exempt	178	208,802



TIF Increment Value

Net Assessed 6,246,659

Net Assessed Under Protest

Senior Freeze	18	38,160
Capped Parcels	429	1,035,417

Personal	Count	Value
Agricultural	134	668,569
Commercial	54	573,364
Mobile Home	22	40,495
Total Personal	210	1,282,428
Total Exempt	15	2,849

TIF Increment Value


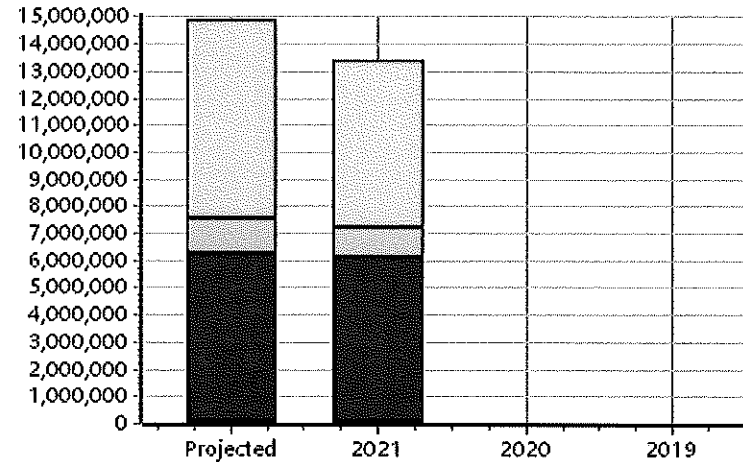
Net Assessed 1,279,579

Net Assessed Under Protest

Public Service	Count	Value
Total PS Value	39	7,366,441

TIF Increment Value

Net Assessed 7,366,441

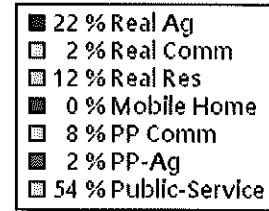
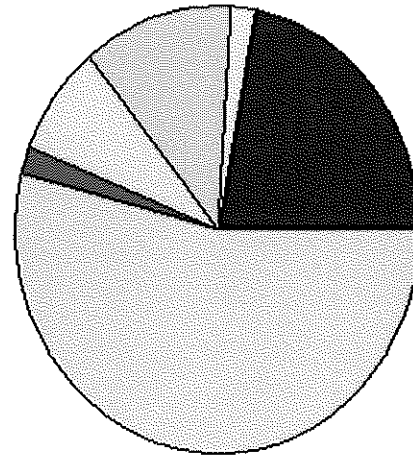


District Totals	
Total Gross Value	15,104,330
Homestead Loss	167,494
Other Exemption Loss	44,157
TIF Increment Value	
Retained TIF Value	
Net Assessed Value	14,892,679

Net Assessed Under Protest

* Public Service Protests Values are not included on this report.

Real	Count	Value
Agricultural	401	1,497,517
Commercial	54	99,631
Residential	324	889,049
Total Real Value	779	2,486,197
Homestead	109	112,746
Veteran	3	36,980
Other	0	0
Total Exempt	120	149,726



TIF Increment Value

Net Assessed 2,336,471

Net Assessed Under Protest

Senior Freeze	18	14,136
Capped Parcels	260	1,208,816

Personal	Count	Value
Agricultural	57	118,048
Commercial	32	557,195
Mobile Home	15	23,689
Total Personal	104	698,932
Total Exempt	7	1,259

TIF Increment Value

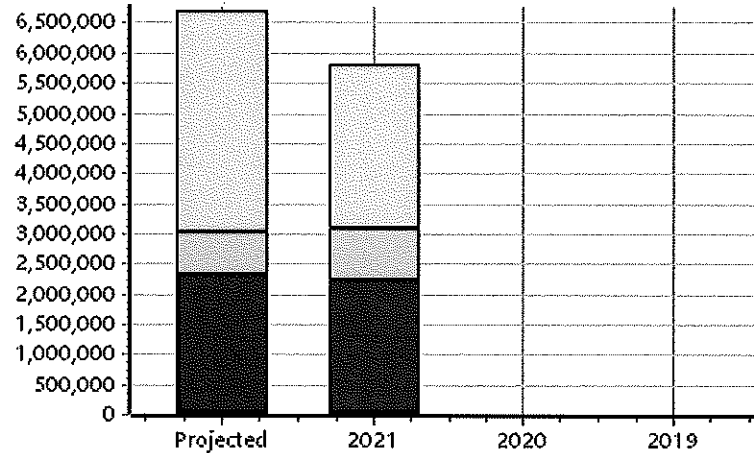
Net Assessed 697,673

Net Assessed Under Protest

Public Service	Count	Value
Total PS Value	19	3,663,240

TIF Increment Value

Net Assessed 3,663,240



District Totals

Total Gross Value 6,848,369

Homestead Loss 112,746

Other Exemption Loss 38,239

TIF Increment Value

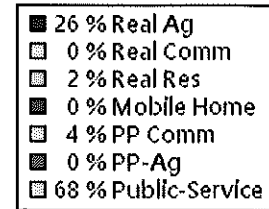
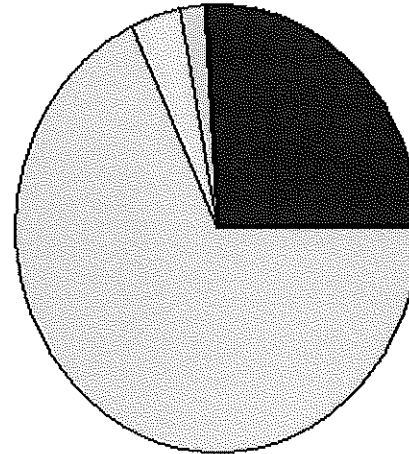
Retained TIF Value

Net Assessed Value 6,697,384

Net Assessed Under Protest

* Public Service Protests Values are not included on this report.

Real	Count	Value
Agricultural	26	113,512
Commercial	0	0
Residential	3	7,183
Total Real Value	29	120,695
Homestead	1	1,000
Veteran	0	0
Other	0	0
Total Exempt	1	1,000



TIF Increment Value

Net Assessed 119,695

Net Assessed Under Protest

Senior Freeze	0	0
Capped Parcels	9	28,342

Personal	Count	Value
Agricultural	1	2,033
Commercial	1	19,788
Mobile Home	0	0
Total Personal	2	21,821
Total Exempt	0	0

TIF Increment Value

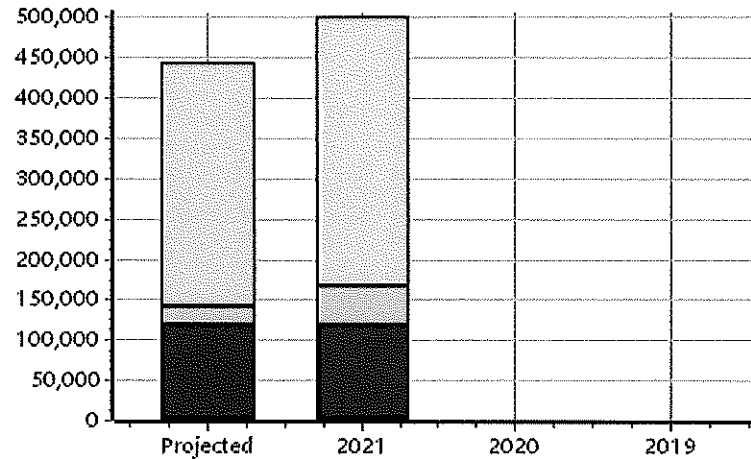
Net Assessed 21,821

Net Assessed Under Protest

Public Service	Count	Value
Total PS Value	10	301,220

TIF Increment Value

Net Assessed 301,220



District Totals	
Total Gross Value	443,736
Homestead Loss	1,000
Other Exemption Loss	0
TIF Increment Value	
Retained TIF Value	
Net Assessed Value	442,736
Net Assessed Under Protest	

* Public Service Protests Values are not Included on this report.

Real	Count	Value
Agricultural	64	450,547
Commercial	8	52,225
Residential	122	534,841
Total Real Value	194	1,037,613
Homestead	31	33,333
Veteran	4	38,592
Other	0	0
Total Exempt	39	71,925

TIF Increment Value

Net Assessed 965,688

Net Assessed Under Protest

Senior Freeze	5	9,901
Capped Parcels	62	309,699

Personal	Count	Value
Agricultural	11	32,588
Commercial	7	205,187
Mobile Home	5	7,122
Total Personal	23	244,897
Total Exempt	2	400

TIF Increment Value

Net Assessed 244,497

Net Assessed Under Protest

Public Service	Count	Value
Total PS Value	12	655,641

TIF Increment Value

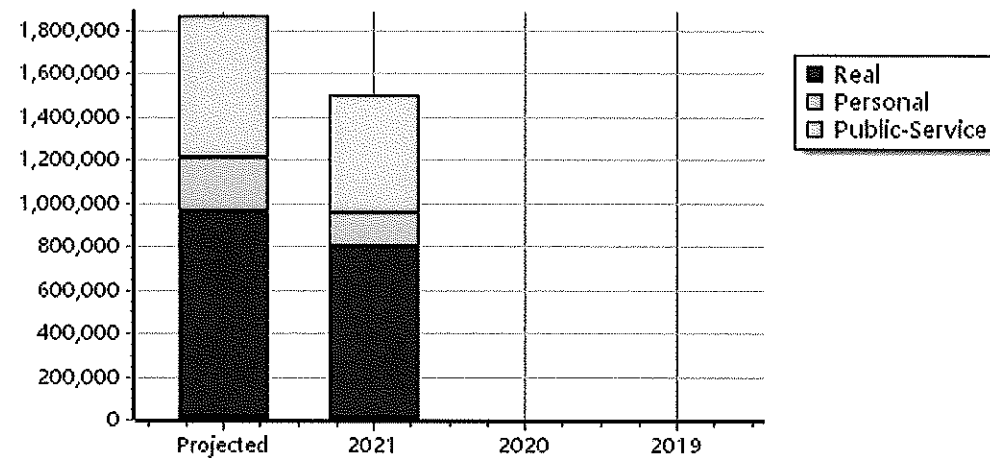
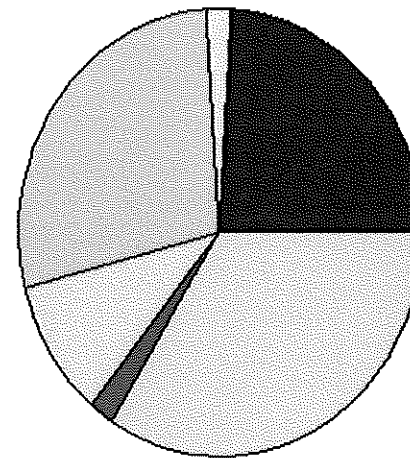
Net Assessed 655,641

District Totals

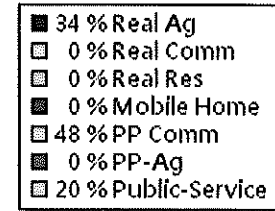
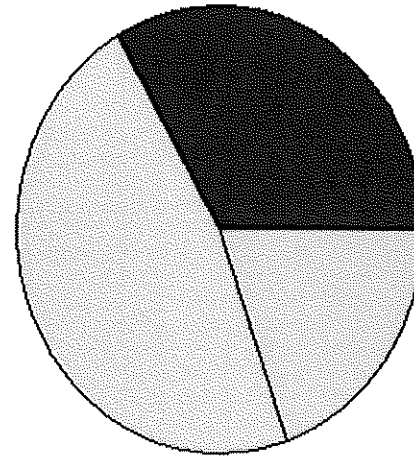
Total Gross Value	1,938,151
Homestead Loss	33,333
Other Exemption Loss	38,992
TIF Increment Value	
Retained TIF Value	
Net Assessed Value	1,865,826

Net Assessed Under Protest

* Public Service Protests Values are not Included on this report.



Real	Count	Value
Agricultural	15	20,716
Commercial	0	0
Residential	0	0
Total Real Value	15	20,716
Homestead	0	0
Veteran	0	0
Other	0	0
Total Exempt	0	0



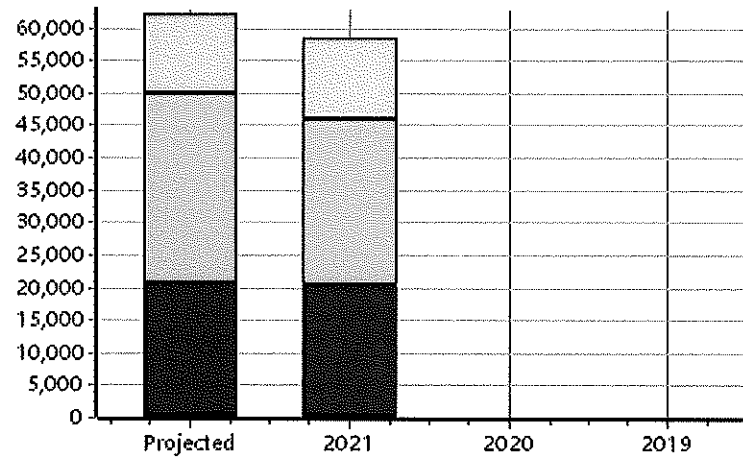
TIF Increment Value

Net Assessed 20,716

Net Assessed Under Protest

Senior Freeze	0	0
Capped Parcels	5	2,676

Personal	Count	Value
Agricultural	0	0
Commercial	3	29,329
Mobile Home	0	0
Total Personal	3	29,329
Total Exempt	0	0



TIF Increment Value

Net Assessed 29,329

Net Assessed Under Protest

Public Service	Count	Value
Total PS Value	4	12,095

TIF Increment Value

Net Assessed 12,095

District Totals	
Total Gross Value	62,140
Homestead Loss	0
Other Exemption Loss	0
TIF Increment Value	
Retained TIF Value	
Net Assessed Value	62,140
Net Assessed Under Protest	

* Public Service Protests Values are not Included on this report.

Real	Count	Value
Agricultural	2	1,751
Commercial	0	0
Residential	2	8,664
Total Real Value	4	10,415
Homestead	1	1,000
Veteran	0	0
Other	0	0
Total Exempt	1	1,000

TIF Increment Value

Net Assessed 9,415

Net Assessed Under Protest

Senior Freeze	0	0
Capped Parcels	5	17,151

Personal	Count	Value
Agricultural	0	0
Commercial	0	0
Mobile Home	0	0
Total Personal	0	0
Total Exempt	0	0

TIF Increment Value

Net Assessed 0

Net Assessed Under Protest

Public Service	Count	Value
Total PS Value	2	75

TIF Increment Value

Net Assessed 75

District Totals

Total Gross Value 10,490

Homestead Loss 1,000

Other Exemption Loss 0

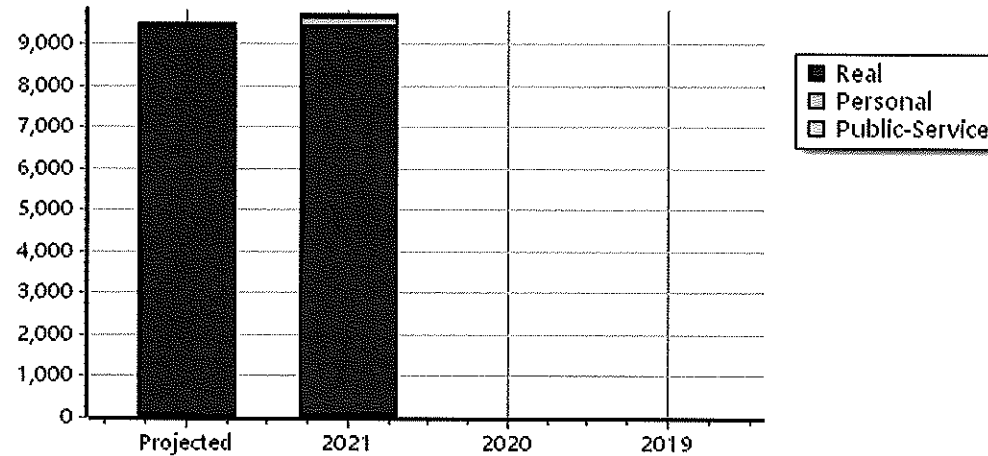
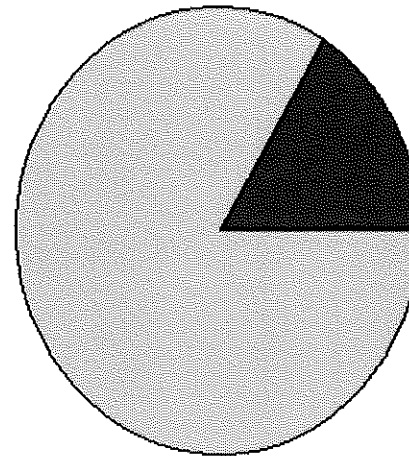
TIF Increment Value

Retained TIF Value

Net Assessed Value 9,490

Net Assessed Under Protest

* Public Service Protests Values are not included on this report.



Real	Count	Value
Agricultural	1,263	4,974,655
Commercial	114	848,667
Residential	1,001	3,085,392
Total Real Value	2,378	8,908,714
Homestead	359	361,858
Veteran	6	95,007
Other	0	0
Total Exempt	380	456,865

TIF Increment Value

Net Assessed 8,451,849

Net Assessed Under Protest

Senior Freeze	24	26,132
Capped Parcels	895	1,848,935

Personal	Count	Value
Agricultural	176	762,700
Commercial	109	898,179
Mobile Home	51	213,353
Total Personal	336	1,874,232
Total Exempt	23	100,314

TIF Increment Value

Net Assessed 1,773,918

Net Assessed Under Protest

Public Service	Count	Value
Total PS Value	30	7,331,133

TIF Increment Value

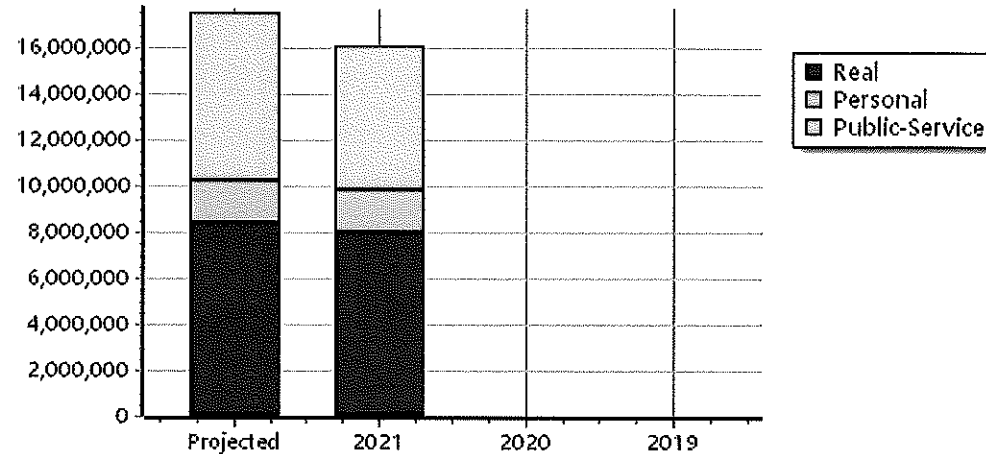
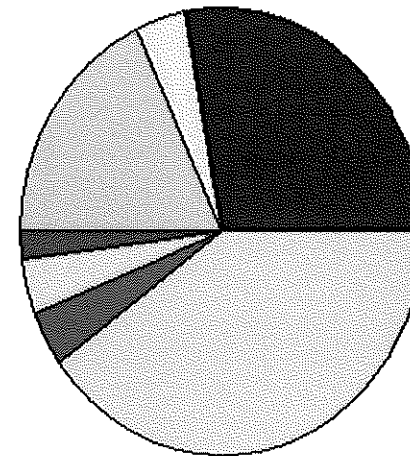
Net Assessed 7,331,133

District Totals

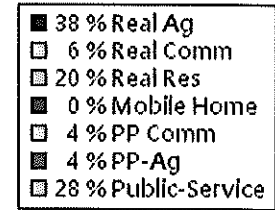
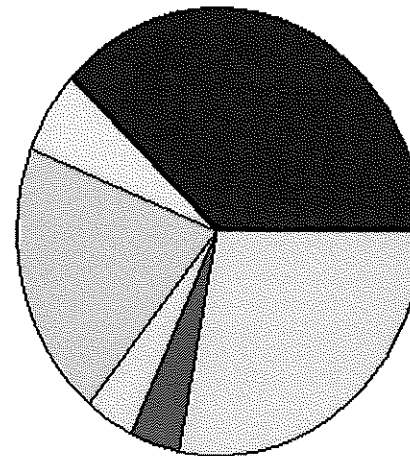
Total Gross Value	18,114,079
Homestead Loss	361,858
Other Exemption Loss	195,321
TIF Increment Value	
Retained TIF Value	
Net Assessed Value	17,556,900

Net Assessed Under Protest

* Public Service Protests Values are not included on this report.



Real	Count	Value
Agricultural	904	3,233,340
Commercial	54	444,177
Residential	686	1,748,564
Total Real Value	1,644	5,426,081
Homestead	184	183,757
Veteran	7	40,376
Other	0	0
Total Exempt	197	224,133



TIF Increment Value

Net Assessed 5,201,948

Net Assessed Under Protest

Senior Freeze	11	50,146
Capped Parcels	700	1,973,145

Personal	Count	Value
Agricultural	90	292,185
Commercial	51	364,314
Mobile Home	11	48,856
Total Personal	152	705,355
Total Exempt	8	1,330

TIF Increment Value


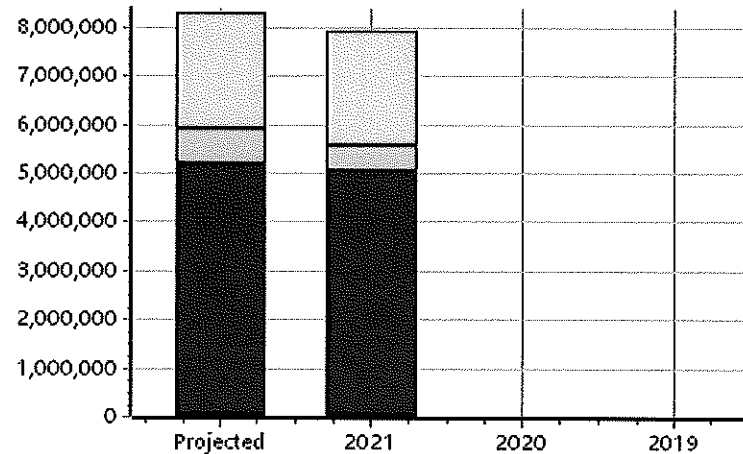
Net Assessed 704,025

Net Assessed Under Protest

Public Service	Count	Value
Total PS Value	28	2,396,835

TIF Increment Value

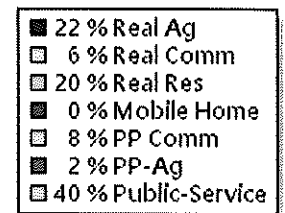
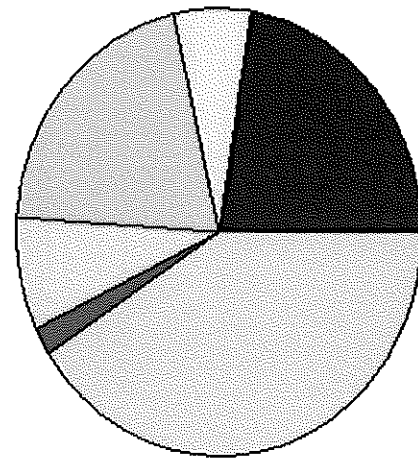
Net Assessed 2,396,835



District Totals	
Total Gross Value	8,528,271
Homestead Loss	183,757
Other Exemption Loss	41,706
TIF Increment Value	
Retained TIF Value	
Net Assessed Value	8,302,808

Net Assessed Under Protest
 * Public Service Protests Values are not included on this report.

Real	Count	Value
Agricultural	1,634	7,303,558
Commercial	245	1,716,632
Residential	1,996	6,858,759
Total Real Value	3,875	15,878,949
Homestead	617	630,620
Veteran	24	211,788
Other	0	0
Total Exempt	676	842,408



TIF Increment Value

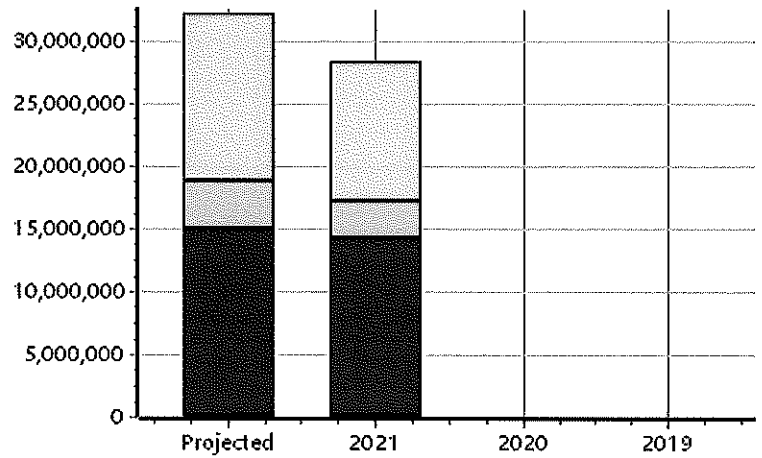
Net Assessed		15,036,541
Net Assessed Under Protest		
Senior Freeze	71	75,417
Capped Parcels	1,459	4,740,981

Personal	Count	Value
Agricultural	235	937,081
Commercial	217	2,716,097
Mobile Home	48	95,908
Total Personal	500	3,749,086
Total Exempt	26	4,908

TIF Increment Value

Net Assessed		3,744,178
Net Assessed Under Protest		

Public Service	Count	Value
Total PS Value	98	13,452,300
TIF Increment Value		
Net Assessed		13,452,300



District Totals	
Total Gross Value	33,080,335
Homestead Loss	630,620
Other Exemption Loss	216,696
TIF Increment Value	
Retained TIF Value	
Net Assessed Value	32,233,019
Net Assessed Under Protest	

* Public Service Protests Values are not included on this report.